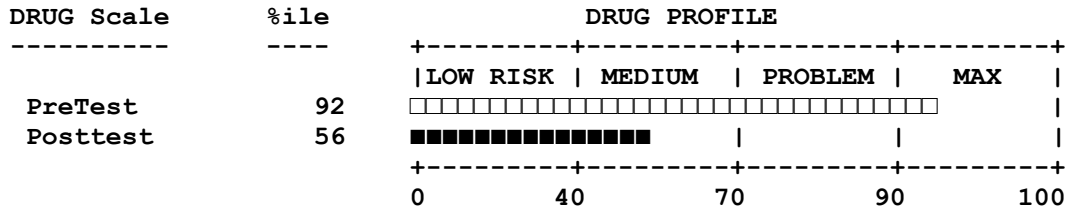




**Drug Scale**

**Comparison: +38**

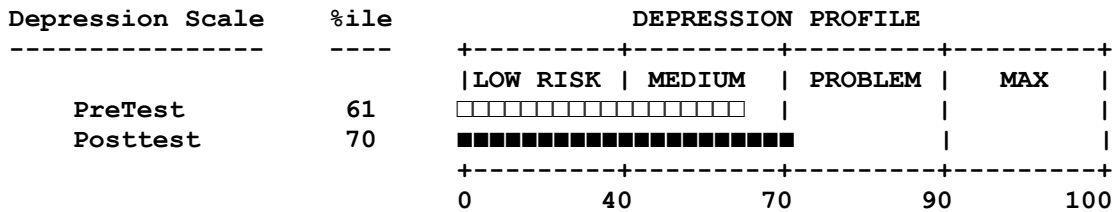
This individual's Drug Scale pretest-posttest comparison reveals impressive positive change. This probationer's posttest Drug Scale score is 38 percent lower than its comparable pretest scale score, which means there has been impressive improvement and positive change.



**Depression Scale**

**Comparison: -9**

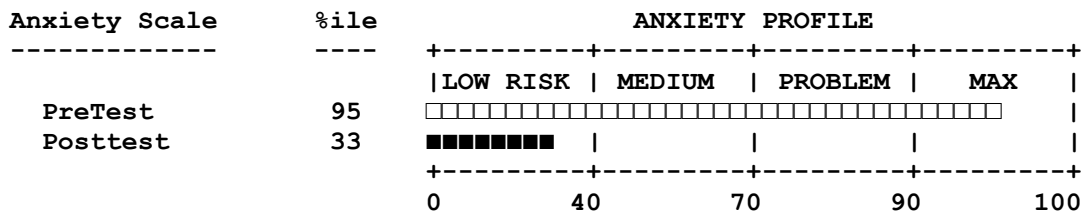
This client's Depression Scale pretest-posttest comparison shows some negative change. This client's posttest Depression Scale score is 9 percent higher than its comparable pretest scale score. Note: the Depression Scale pretest scale score was at or below the 69th percentile (no problem) range



**Anxiety Scale**

**Comparison: +62**

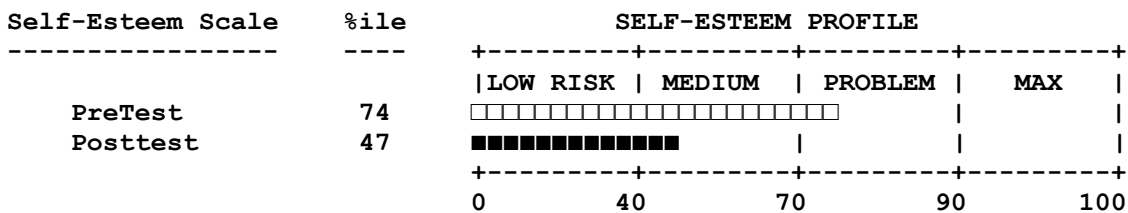
This person's Anxiety Scale pretest-posttest comparison reveals very impressive improvement. This client's posttest Anxiety Scale score is 62 percent lower than its comparable pretest scale score, which represents very positive anxiety reduction and dramatic positive change.



**Self-Esteem Scale**

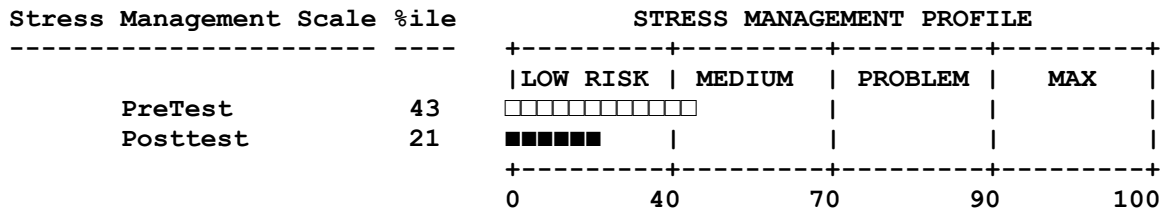
**Comparison: +27**

This individual's Self-Esteem Scale pretest-posttest comparison shows positive change. The probationer's posttest Self-Esteem Scale score is 27 percent lower than its comparable pretest scale score, which means there has been substantial improvement or positive change.



**Stress Management Scale****Comparison: +22**

This person's Stress Management Scale pretest-posttest comparison shows considerable positive change. This probationer's posttest Stress Management Scale score is 22 percent lower than its comparable pretest scale score, which means there was noticeable improvement and positive change.

**SIGNIFICANT ITEMS**

These answers, with all of their predispositions and biases may help in understanding this probationer and his situation. "Significant items" are direct admissions or unusual answers to Probation Referral Outcome (PRO) questions.

**Anxiety Scale Pretest**

123. Often nervous / anxious  
 130. Often unable to relax  
 \* Only two significant items were selected.

**Anxiety Scale Posttest**

\* No significant items were selected.  
 Check this client's Truthfulness Scale score to corroborate client motivation and truthfulness.

**Depression Scale Pretest**

5. States frequently depressed  
 17. Recent weight change  
 23. Feels alone & doesn't fit in  
 \* Additional Items: #44, 85, 92, 95, 113, 127, 145 and 157.

**Depression Scale Posttest**

\* No significant items were selected.  
 Check this client's Truthfulness Scale score to corroborate client motivation and truthfulness.

**Violence Scale Pretest**

20. When angry can't control self  
 55. When angry breaks things  
 \* Only two significant items were selected.

**Violence Scale Posttest**

\* No significant items were selected.  
 Check this client's Truthfulness Scale score to corroborate client motivation and truthfulness.

**Alcohol Scale Pretest**

15. Admits drinking concerns  
 22. Can't stop drinking  
 \* Additional Items: #36, 42, 45, 50, 57, 64, 69, 75, 91, 94, 129, 151, 152, 153, 154 and 160.

**Alcohol Scale Posttest**

\* No significant items were selected.  
 Check this client's Truthfulness Scale score to corroborate client motivation and truthfulness.

**Drug Scale Pretest**

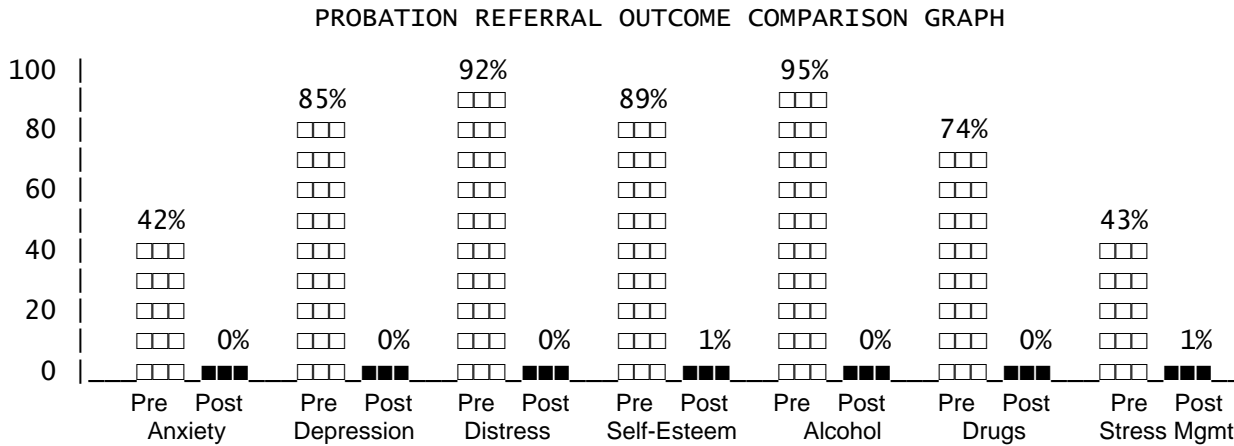
33. Has lied about drug use  
 67. Concerned about drug use  
 154. Recovering: alcohol & drugs  
 \* Three significant items were selected.

**Drug Scale Posttest**

\* No significant items were selected.  
 Check this client's Truthfulness Scale score to corroborate client motivation and truthfulness.

There are several levels of Probation Referral Outcome scale interpretation when focusing upon analogous scale comparisons. In these instances a test may be viewed as a self-report and attention may be focused upon pretest-posttest scale scores, interpreting analogous scale elevations and understanding scale interrelationships. Overlaying client change can be disconcerting unless attention is judiciously apportioned or divided between client "risk" (pretest) and client "change" (comparison report).

The Probation Referral Outcome Comparison Graph yields a panoramic view of all scale scores and their pre-post comparisons. **When a scale's pretest score is higher than its posttest score positive improvement or change occurred. In contrast, when a scale's pretest score is lower than its posttest score negative change has occurred.**



**Anomalies & Outliers**

When comparing pretest - posttest scores you should note when the pretest score is at or below the 69th percentile (non-problematic range). Since a pretest problem did not exist, posttest improvement may be hard to come by. Indeed, in this case any below 69th percentile pretest scale score would likely show little change.

**COMMENTS AND RECOMMENDATIONS:**

\_\_\_\_\_  
\_\_\_\_\_

use back of this page, as necessary

EVALUATOR'S SIGNATURE

DATE

**PRO PRETEST RESPONSES**

1 - 50 T F T F T T T F T T F T T F T T F T T F T T F T T F T F T F F T T F F F T F T F F F T F T F T T F F F F T T

51 - 100 F T F F T F T F T F F F F T F T F T F F T F F F F F T F F T F T F F F T F T T F T T F T F 1 1

101 - 149 1 1 1 1 2 2 1 2 1 2 1 4 1 3 1 2 5 1 4 1 1 4 3 4 3 2 3 3 3 3 3 3 1 4 1 4 1 4 4 1 4 1 1 2 3 3 2 2 3 2

150 - 165 1 4 2 3 4 1 2 4 1 1 4 4 4 2 3

**PRO POSTTEST RESPONSES**

1 - 50 T F F F F F T F F F F F T F T F T F F F F F T F F F F F T F F F F T F F F F F F T F F F F F F F T F F

51 - 100 F F F T F F F F F T F F T F F F F F T F F T T F F F F F T F F T F F T F F F F F T F F F F F F T F 1 1

101 - 149 5 1 5 5 1 5 1 5 5 1 5 1 5 1 5 1 4 1 1 4 1 4 4 1 1 1 1 1 1 4 4 1 1 1 4 1 1 1 4 1 1 4 1 1 4 1 4 1 4 1 4

150 - 165 4 1 4 4 4 1 4 4 4 4 4 3 2 1 4